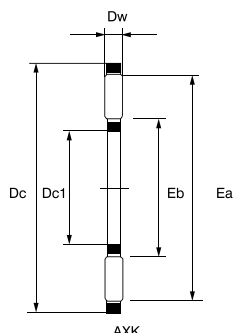


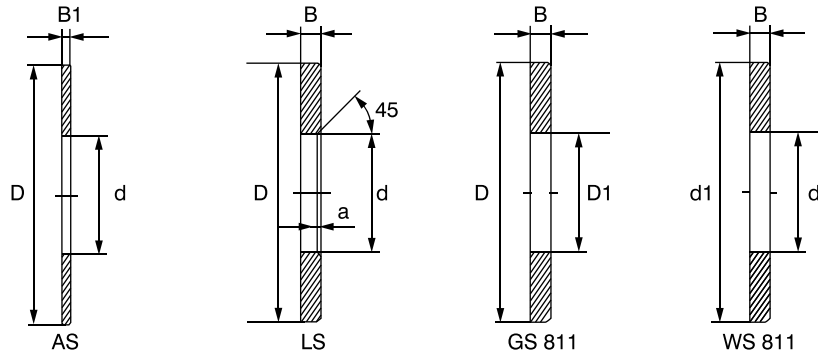
推力平面轴承 Thrust Ball Bearing With Flat Seat

- ⊙ 推力滚针轴承AXK、AXW、AX、TC、NTB系列
 - ⊙ 推力滚柱滚子轴承811、812、893、874、894系列
 - ⊙ 推力滚针轴承或推力圆柱滚子轴承是在一套滚道垫圈间配置带保持架的滚针（滚子），保持架可靠地引导并夹持大量滚动体，同一组件中的滚动体仅有及其微小的差异。推力滚针轴承或推力圆柱轴承仅能支承，一个方向轴向负荷的轴承，可作为刚性良好且轴向占有空间最小的轴承配置。
 - ⊙ 推力垫圈、轴圈、座圈
 - ⊙ 推力垫圈AS LS GS WS ZS TRA TRB TRC TRD系列
 - ⊙ 推力垫圈AS系列是用高质量的弹簧钢冲压而成，其厚度为1mm，并经淬硬和抛光。当相邻部件表面刚性虽好但不宜作滚道时，AS系列垫圈就充分发挥了它的作用。
 - ⊙ 推力垫圈GS、WS、LS系列是用轴承钢制成并经淬硬处理。座圈GS外表面和轴圈WS内表面是经过磨削制成。LS则是特别经济的车制外表面和内表面。
 - ⊙ 推力垫圈ZS系列，当组件使用需要作双向定位的轴承配置时，本公司可提供ZS中圈系列，中圈ZS系列可轴向定位或座孔定位。
-
- ⊙ Thrust Needle Roller Bearing, Series AXK, AXW, AX TC, NTB
 - ⊙ Thrust Parallel Roller Bearing, Series 811, 812, 893, 874, 894
 - ⊙ The thrust needle roller bearing or thrust parallel roller bearing is such a manner that the needles (rollers) with cage are set up in the space between rollway and collar and the cage reliably guides and clamps a lot of rolling bodies. There is a little difference among the rolling bodies in the same set. The thrust needle roller bearing or thrust parallel roller bearing is the one only supporting the axial load in one direction. It is used as the bearing allocation having the good rigidity and axial small space.
 - ⊙ Thrust Collar, Shaft Ring and Seat Ring
 - ⊙ Thrust Collar, Series AS, LS, GS, WS, ZS, TRA, TRB, TRC TRD.
 - ⊙ Series AS thrust collar is punched with the high quality steel spring plate in thickness of 1mm and quenched and polished. When the surface of the adjacent parts can not be acted as rollway, although it has a good rigidity, Series AS collar shall play its full action.
 - ⊙ Series GS, WS, LS thrust collars are made of bearing steel with the quenching process. The outer surface of GS seat ring and the inner surface of WS shaft ring are ground. Series LS thrust collar is an economic product with machining the outer and inter surfaces.
 - ⊙ As for Series ZS thrust collar, when it is required for assembly to set up the bearing as bidirectional location, the series ZS collar can be used as axial location or seat hole location.

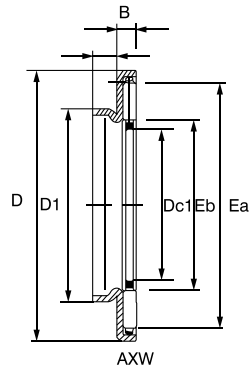


推力滚针和保持架组件
Thrust Needle Roller and Cage Assemblies


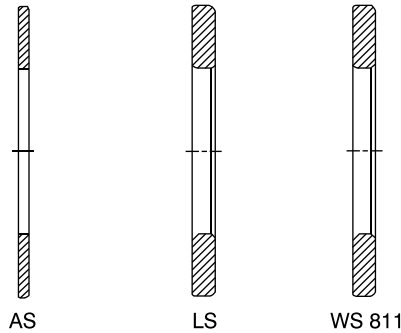
轴径 Shaft Diameter	推力滚针和保持架组件 Axial Needle Roller and Cage Assemblies			推力轴承垫圈 Thrust bearing Washer					
	现型号 Current Code	原型号 Original Code	重量 Mass	轴承垫圈 代号 Bearing Washer	重量 Mass	轴圈代号 Shaft Ring	座圈代号 Seat Ring	推力轴承垫圈 代号 Axial Bearing Washer	重量 Mass
mm			g		g				g
4	AXK 0414TN		0.7	AS 0414	1	—	—	—	—
5	AXK 0515TN		0.8	AS 0515	1	—	—	—	—
6	AXK 0619TN	889016	1	AS 0619	2	LS 0619	—	—	4
8	AXK 0821TN	889018	2	AS 0821	2	LS 0821	—	—	4
10	AXK 1024	889100	3	AS 1024	3	LS 1024	—	—	7
12	AXK 1226	889101	3	AS 1226	3	LS 1226	—	—	8
15	AXK 1528	889102	4	AS 1528	3	LS 1528	GS 81102	WS 81102	9
17	AXK 1730	889103	4	AS 1730	4	LS 1730	GS 81103	WS 81103	9
20	AXK 2035	889104	5	AS 2035	5	LS 2035	GS 81104	WS 81104	13
25	AXK 2542	889105	7	AS 2542	7	LS 2542	GS 81105	WS 81105	19
30	AXK 3047	889106	8	AS 3047	8	LS 3047	GS 81106	WS 81106	22
35	AXK 3552	889107	10	AS 3552	9	LS 3552	GS 81107	WS 81107	29
40	AXK 4060	889108	16	AS 4060	12	LS 4060	GS 81108	WS 81108	40
45	AXK 4565	889109	18	AS 4565	13	LS 4565	GS 81109	WS 81109	50
50	AXK 5070	889110	20	AS 5070	14	LS 5070	GS 81110	WS 81110	55
55	AXK 5578	889111	28	AS 5578	18	LS 5578	GS 81111	WS 81111	88
60	AXK 6085	889112	33	AS 6085	22	LS 6085	GS 81112	WS 81112	97
65	AXK 6590	889113	35	AS 6590	24	LS 6590	GS 81113	WS 81113	115
70	AXK 7095	889114	60	AS 7095	25	LS 7095	GS 81114	WS 81114	123
75	AXK 75100	889115	61	AS 75100	27	LS 75100	GS 81115	WS 81115	142
80	AXK 80105	889116	63	AS 80105	28	LS 80105	GS 81116	WS 81116	151
85	AXK 85110	889117	67	AS 85100	29	LS 85110	GS 81117	WS 81117	159
90	AXK 90120	889118	86	AS 90120	39	LS 90120	GS 81118	WS 81118	234
100	AXK 100135	889120	104	AS 100135	50	LS 100135	GS 81120	WS 81120	350
110	AXK 110145	889122	122	AS 110145	55	LS 110145	GS 81122	WS 81122	385
120	AXK 120155	889124	131	AS 120155	59	LS 120155	GS 81124	WS 81124	415
130	AXK 130170	889126	205	AS 130170	65	LS 130170	GS 81126	WS 81126	663
140	AXK 140180	889128	219	AS 140180	79	LS 140180	GS 81128	WS 81128	749
150	AXK 150190	889130	232	AS 150190	84	LS 150190	GS 81130	WS 81130	796
160	AXK 160200	889132	246	AS 160200	89	LS 160200	GS 81132	WS 81132	842

推力滚针和保持架组件
Thrust Needle Roller and Cage Assemblies


尺寸 Dimension								滚道尺寸 Track size		基本额定负荷 Basic Load Rating KN		极限转速 Limiting Speed r/min
Dcl	D1	Dc	d1	Dw	B1	B	a	Eb	Ea	动C	静Co	
d		D				r						
4	—	14	—	2	1	—	—	5	13	4.4	8	21000
5	—	15	—	2	1	—	—	6	14	4.75	9.2	21000
6	—	19	—	2	1	2.75	0.3	7	18	6.8	15.5	19000
8	—	21	—	2	1	2.75	0.3	9	20	7.8	19.4	18000
10	—	24	—	2	1	2.75	0.3	12	23	9.2	25.5	17000
12	—	26	—	2	1	2.75	0.3	14	25	9.9	29	15000
15	16	28	28	2	1	2.75	0.3	17	27	11.3	36	13000
17	18	30	30	2	1	2.75	0.3	19	29	11.9	39.5	12000
20	21	35	35	2	1	2.75	0.3	22	34	13.1	46.5	10000
25	26	42	42	2	1	3	0.6	29	41	14.7	58	8500
30	32	47	47	2	1	3	0.6	34	46	16.3	70	7500
35	37	52	52	2	1	3.5	0.6	39	51	17.8	81	6500
40	42	60	60	3	1	3.5	0.6	45	58	28	114	6000
45	47	65	65	3	1	4	0.6	50	63	30	128	5000
50	52	70	70	3	1	4	0.6	55	68	32	143	4800
55	57	78	78	3	1	5	0.6	60	76	38	186	4300
60	62	85	85	3	1	4.75	1	65	83	44.5	234	4000
65	67	90	90	3	1	5.25	1	70	88	46.5	255	3700
70	72	95	95	4	1	5.25	1	74	93	54	255	3500
75	77	100	100	4	1	5.75	1	79	98	55	265	3300
80	82	105	105	4	1	5.75	1	84	103	56	280	3100
85	87	110	110	4	1	5.75	1	89	108	58	290	3000
90	92	120	120	4	1	6.5	1	94	118	73	405	2700
100	102	135	135	4	1	7	1	105	133	91	560	2500
110	112	145	145	4	1	7	1	115	143	97	620	2300
120	122	155	155	4	1	7	1	125	153	102	680	2100
130	132	170	170	5	1	9	1	136	167	133	840	1900
140	142	180	178	5	1	9.5	1	146	177	138	900	1800
150	152	190	188	5	1	9.5	1	156	187	143	960	1700
160	162	200	198	5	1	9.5	1	166	197	145	1020	1600

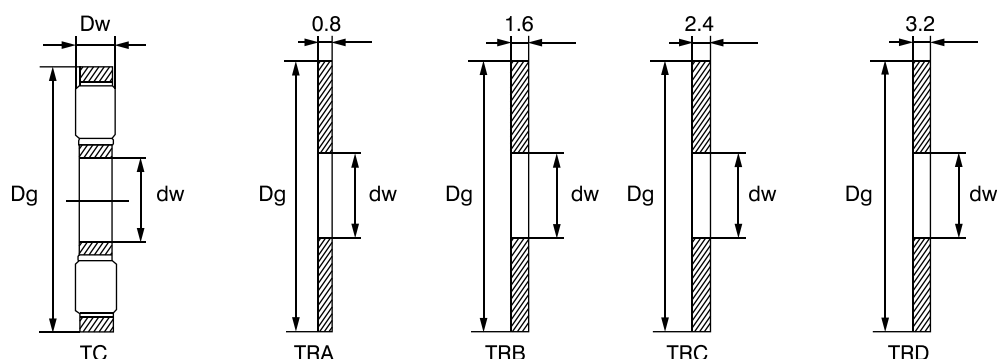
推力滚针和保持架组件
Thrust Needle Roller and Cage Assemblies


轴径 Shaft Diameter	轴承型号 Bearing Designation	重量 Mass	尺寸 Dimension					滚道尺寸 Track size		基本额定负荷 Basic Load Rating		极限转速 Limiting Speed r/min
			Dc1	D1	D	B	B1	Eb	Ea	C	Co	
mm		g	KN									
10	AXW10	8.3	10	14	27	3.2	3	12	23	9.2	25.5	16000
12	AXW12	9.1	12	16	29	3.2	3	14	25	9.9	29	14000
15	AXW15	10	10	15	21	3.2	3.5	17	27	11.3	36	13000
17	AXW17	11	17	23	33	3.2	3.5	19	29	11.9	39.5	12000
20	AXW20	14	20	26	38	3.2	3.5	22	34	13.1	46.5	10000
25	AXW25	20	25	32	45	3.2	4	29	41	14.7	58	8000
30	AXW30	22	30	37	50	3.2	4	34	46	16.3	70	7000
35	AXW35	27	35	42	55	3.2	4	39	51	17.8	81	6500
40	AXW40	39	40	47	63	4.2	4	45	58	28	114	5500
45	AXW45	43	45	52	68	4.2	4	50	63	30	128	5000
50	AXW50	49	50	58	73	4.2	4.5	55	68	32	143	4700

推力滚针和保持架组件


适合组合的轴承垫圈和轴承 Bearing Washer and bearing suitable for combination							
AS	LS	WS811	HK	HK--RS	BK	NK NKS RNS49 RNA69	NKI NKIS NA49 NA69
AS1024	LS1024	—	HK1010, HK1012	—	BK1010, BK1012	NK7/10TN	—
—	—	—	HK1015	—	BK1015	NK7/12TN	—
AS1226	LS1226	—	HK1210	—	BK1210	NK9/12TN	NKI6/12TN
—	—	—	—	—	—	NK9/16TN	NKI6/16TN
AS1528	LS1528	WS81102	HK1512, HK1516	HK1514RS	BK1512, BK1516	—	—
—	—	—	HK1522	—	—	—	—
AS1730	LS1730	WS81103	HK1712	—	—	NK15/16, NK15/20	—
AS2035	LS2035	WS81104	HK2012, HK2016	HK2018RS	BK2016	NK18/16, NK18/20	—
—	—	—	HK2020	—	BK2020	—	—
—	—	—	HK2030	—	—	—	—
AS2542	LS2542	WS81105	HK2512, HK2516	HK2518RS	—	NK24/16, NK24/20	NKI20/16
—	—	—	HK2520, HK2526	—	BK2520, BK2526	NKS20	NKI20/20
—	—	—	HK2538	—	BK2538	—	—
AS3047	LS3047	WS81106	HK3012, HK3016	HK3018RS	BK3012, BK3016	NK28/20, NK28/30	NA4904
—	—	—	HK3020, HK3026	—	BK3020, BK3026	NKS24	NA6904
—	—	—	HK3038	—	BK3038	RNA4904, RNA6904	—
AS3552	LS3552	WS81107	HK3512, HK3516	HK3518RS	—	NK32/20, NK32/30	NKIS20, NA4905
—	—	—	HK3520	—	BK3520	NKS28	NA6905
—	—	—	—	—	—	RNA4905, RNA6905	NKI28/20, NKI28/30
AS4060	LS4060	WS81108	HK4012, HK4016	HK4018RS	—	NK37/20, NK37/30	NKIS25, NA4906
—	—	—	HK4020	—	BK4020	NKS32	NA6906
—	—	—	—	—	—	RNA4906, RNA6906	NKI32/20
—	—	—	—	—	—	—	NKI32/30
AS4565	LS4565	WS81109	HK4516, HK4520	HK4518RS	BK4520	NK42/20, NK42/30	NKIS30
—	—	—	—	—	—	NKS37	NA49/32
—	—	—	—	—	—	RNA49/30, RNA69/32	NA69/32
AS5070	LS5070	WS81110	HK5020, HK5025	HK5022RS	—	NKS43	NKIS35

推力滚针和保持架组件 (英制系列) Thrust Needle Roller and Cage Assemblies (Inch Series)



轴径 Shaft Diameter	轴承型号 Bearing Designation	外形尺寸 Boundary Dimensions						基本额定负荷 Basic Load Rating		极限转速 Limiting Speed	垫圈 TRA TRB TRC TRD
		dw/d		Dg/D		Dw		动 Dynamic	静 Static	油润滑 Oil	
		inch	mm	inch	mm	inch	mm	N		rpm	
1/4	TC411	0.250	6.35	0.687	17.45	0.0781	1.984	1370	3000	16000	411
5/16	TC512	0.312	7.49	0.750	19.05	0.0781	1.984	1560	3650	15000	512
3/8	TC613	0.375	9.52	0.812	20.62	0.0781	1.984	1620	4000	15000	613
1/2	TC815	0.500	12.70	0.937	23.80	0.0781	1.984	1920	5300	13000	815
5/8	TC1018	0.625	15.88	1.125	28.58	0.0781	1.984	2170	6600	11000	1018
3/4	TC1220	0.750	19.05	1.250	31.75	0.0781	1.984	2410	8000	9500	1220
7/8	TC1423	0.875	22.22	1.437	36.50	0.0781	1.984	2900	10500	8500	1423
	TC1427	0.875	22.22	1.687	42.85	0.0781	1.984	4400	18600	7500	1427
1	TC1625	1.000	25.40	1.562	39.67	0.0781	1.984	3150	12100	7500	1525
1 ¹ / ₈	TC1828	1.125	28.58	1.750	44.45	0.0781	1.984	3850	16300	6500	1828
1 ³ / ₁₆	TC1931	1.188	30.16	1.937	49.20	0.0781	1.984	4500	20500	6000	1931
1 ¹ / ₄	TC2013	1.250	31.75	1.937	49.20	0.0781	1.984	4500	20500	6000	2013
1 ³ / ₈	TC2233	1.375	34.92	2.062	52.37	0.0781	1.984	4600	21600	5500	2233
1 ¹ / ₂	TC2435	1.500	38.10	2.187	55.55	0.0781	1.984	4850	23700	5000	2435
1 ³ / ₄	TC2840	1.750	44.45	2.500	63.50	0.0781	1.984	5600	30000	4500	2840
2	TC3244	2.000	50.80	2.750	69.85	0.0781	1.984	5800	32500	4000	3244
2 ¹ / ₄	TC3648	2.250	57.15	3.000	76.20	0.0781	1.984	6000	35000	3600	3648
2 ¹ / ₂	TC4052	2.500	63.50	3.250	82.55	0.0781	1.984	6200	37500	3300	4052
3	TC4860	3.000	76.20	3.750	95.25	0.0781	1.984	6600	42500	2800	4860
3 ¹ / ₄	TC5266	3.250	82.55	4.125	104.78	0.1250	3.175	10900	61000	2600	5266
4 ¹ / ₈	TC6681	4.125	104.78	6.062	128.57	0.1250	3.175	14200	92000	2100	6681